

# The first-ever **ROWE Scan 450i**

The Future of Scanning.




3 Models 24" 36" 44"

Technology protected by patents

SuperSpeed USB 3.0 + RES

2400 x 1200 dpi optical

Cloud enabled



**ROWE ScanMatrix+**

Scanning and multifunctional solutions. Made in Germany.

# KEY HIGHLIGHTS AT A GLANCE.

# CONTENT

## Editorial ..... 3

Vision accomplished  
ROWE ScanCloud

## ROWE **Scan**Matrix+ ..... 4

ROWE DYNAMIC STITCHING (RDS)  
ROWE SELECTED TRUE LIGHT  
ROWE PRO LOGIC  
Optical resolution 2400 x 1200 dpi  
Extensive color space support

## Productivity ..... 5

Automatic width recognition "On the fly"  
Dynamic width recognition  
SuperSpeed USB 3.0  
ROWE EFFICIENT SCANNING (RES)  
Immediately operational  
DOCUMENT IMPROVEMENT SYSTEM (DIS)

## Ergonomics ..... 6

Automatic workflow  
ROWE SAFE DRIVE  
Active output  
Scan glass replacement without tools  
Perfect handling of keyboard and mouse  
Scanning face-up

## Multifunctional Solutions ..... 7

ROWE Scan 450i MFP  
The future is safe  
The concept - made for several printer generations

## ROWE **Scan**Manager ..... 8

ROWE ScanManager TWAIN, LT, SE, TOUCH, PRO  
ROWE CostControl Professional  
Multitasking, Recopy, Multiprint, View  
Scan-to: Net, USB, Copy, E-Mail and Cloud

## Secure Investment ..... 8

Especially high quality materials  
Scan glass up to 500% longer life-cycle

## Environment ..... 8

Whisper-quiet  
Energy Star  
Quality seals and certificates

## Modularity ..... 8

Upgrade kits  
Accessories, on-site assembly

## Accessories ..... 9

## Technical Data ..... 10 - 11

# THE FIRST-EVER ROWE **Scan** 450*i*

## VISION ACCOMPLISHED!

ROWE has fulfilled a vision with its new ROWE Scan 450i:  
Development of a new class of high-tech scanners  
"Made in Germany" with groundbreaking innovations.

The ROWE Scan 450i has three models with scanning widths of 24", 36" and 44". Standard equipment for all scanners is SuperSpeed USB 3.0 + RES, ROWE ScanCloud and ROWE ScanMatrix<sup>+</sup> which is a unique technology worldwide. Your advantage: Scanning with the patented process ROWE DYNAMIC STITCHING, fully automatic transformation of originals with poor contrast into perfect scans due to the image improvement technology ROWE PRO LOGIC and brilliant, natural colors as a result of ROWE SELECTED TRUE LIGHT.

Also unique: A new process that makes it possible to scan and at the same time recognise the width of the original – all in one process, as well as independently recognising damaged or ripped corners on the originals. The result is excellent productivity whilst at the same time protecting the documents.

Of particular importance to ROWE customers – top results regarding modularity, cost and environment. Thanks to the patented ROWE SAFE DRIVE technology the scan glass has a life-cycle up to 500% longer than standard scanners. A power consumption of less than 0.4% in energy saving mode also protects the environment.

Experience the fascination of ROWE. Simply make an appointment with the authorised dealer in your area.



### ■ ROWE ScanCloud


ROWE ScanCloud technology links the ROWE Scan 450i with your cloud provider. Simply scan in the QR code e.g. by smartphone, select your cloud as target, start the scan and the file will be immediately transferred to your cloud folder. Simply smart and safe.



# ROWE ScanMatrix<sup>+</sup>

## UNIQUE, PATENTED TECHNOLOGY FOR THE BEST SCAN QUALITY.

ROWE ScanMatrix<sup>+</sup> consists of several digital core components. A new scan quality dimension is achieved by their interaction. Simply superior. Simply ROWE.




Standard scanner

ROWE Scan 450i


### ■ ROWE DYNAMIC STITCHING (RDS) (patent)

ROWE engineers have achieved a groundbreaking innovation: excellent scans, even when the document is folded or thin. The patented ROWE DYNAMIC STITCHING continuously controls the scanned document data of each sensor and sets them together in real time. Any deviations that may occur are corrected automatically. Compare the difference!



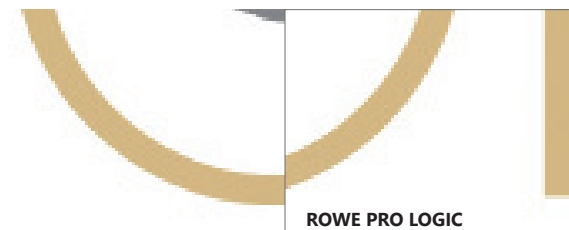
### ■ ROWE SELECTED TRUE LIGHT

The Scan Sensor Technology used for the first time in the ROWE Scan 450i means the lighting of the originals is exceptionally homogenous. This is achieved by the optimal alignment of the lighting angle to the sensor. Together with the ROWE double lens technology, this produces excellent scanning results.



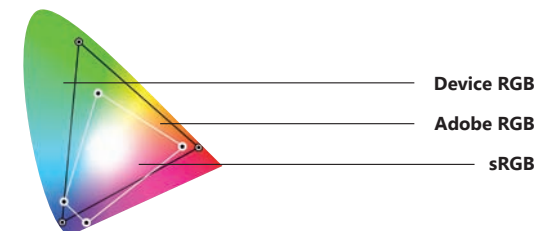
### ■ 2400 x 1200 dpi

The optical resolution of 2400 x 1200 dpi (maximum resolution 9600 dpi) means the smallest details are visible. Your competitive edge.



### ■ ROWE PRO LOGIC

... is the superior document enhancement technology from ROWE for copying and scanning with the "green button". It ensures that imperfect originals, even those with poor contrast, are turned into perfect scans at the first attempt. This simple job with the "green button" saves valuable time and test scans. Faulty copies are a thing of the past..

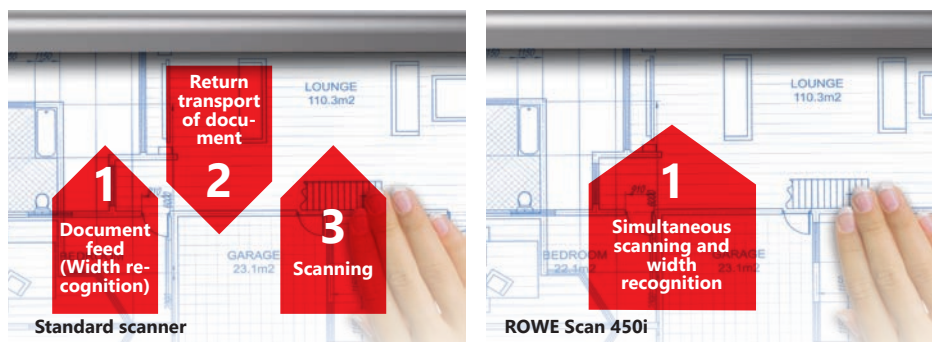


### ■ Extensive color space support

The ROWE Scan 450i supports not only the standard sRGB color space but also user defined color spaces like Adobe RGB or Device RGB.

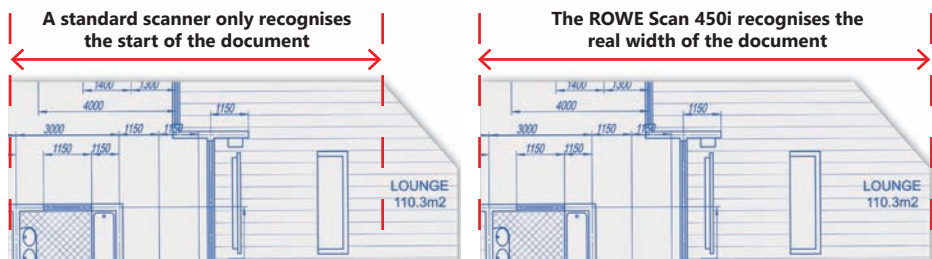
# PRODUCTIVITY. EXCELLENT.

The heart of the new ROWE Scan 450i is company technology protected by patents. It's the base for superior productivity. Your competitive edge.



## ■ Automatic Width Recognition “On the fly” (patent)

ROWE has eliminated the annoying forward and backward movement for recognition of the document width. “On the fly”, means that during the scan process the width of the document is detected precisely. This protects your documents and effectively saves time.

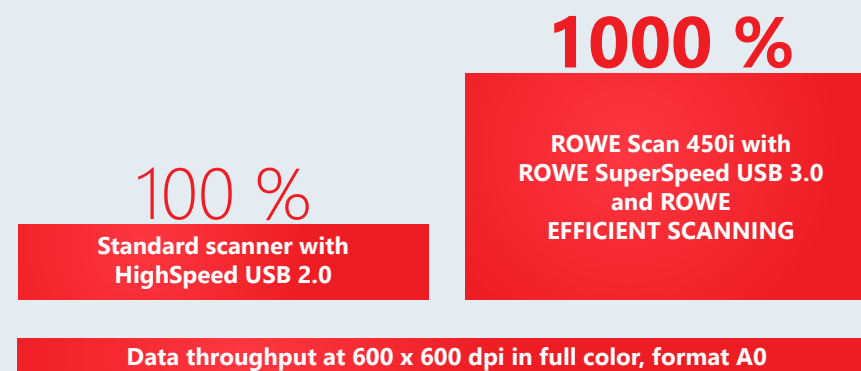


## ■ Dynamic Width Recognition (patent)

Are the corners of the document damaged or ripped? No problem, the dynamic width recognition of ROWE recognises this and determines the correct width of the document.

## SuperSpeed USB 3.0 + ROWE EFFICIENT SCANNING (RES) = Exceptional productivity

■ Only ROWE combines **RES** – a high performance process of data compression without loss - with **SuperSpeed USB 3.0**. **The result:** data throughput increases up to **1000%** compared to HighSpeed USB 2.0! Of course, the ROWE Scan 450i still supports HighSpeed USB 2.0.



Even compared to Gigabit Ethernet, ROWE SuperSpeed USB 3.0 is up to 300% faster.

## ■ Immediately operational.

As a result of highly efficient LED-light sources a warm-up phase isn't necessary, the ROWE Scan 450i is immediately operational – **also in color**. This saves time, energy and reduces the running costs.

## ■ DOCUMENT IMPROVEMENT SYSTEM (DIS)

After scanning, can brightness, contrast or color for example be adjusted **without rescanning the document**? No problem, with the DOCUMENT IMPROVEMENT SYSTEM from ROWE! All changes will be immediately displayed in the viewer.



### 1 ROWE automates your workflow

4 Hot Keys on the control panel of the ROWE Scan 450i automate your workflow. A variety of functions can be bundled – to meet requirements – and called up at the press of a button.

**Visionary ROWE:** There are no limits in the allocation of the Hot Keys. Not only individual but all functions of the ROWE ScanManager can be allocated.

### 2 ROWE SAFE DRIVE

... also transports fragile documents safely and effectively reduces soiling and wear of the scan glass.

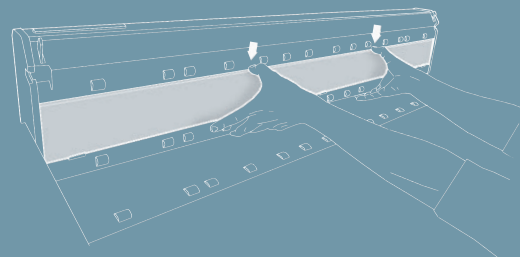
### 3 Active output

Driven transport rollers at the rear guarantee safe output of the document. No jam in the scanner.

### 4 Simple replacement of the scan glass

Removal of the scan glass is carried out **without tools** – simply, quickly and absolutely ergonomically! It's done like this: open the top part of the scanner, press the scan glass down with your thumb and remove it – finished.

**Simple and ergonomical – typical ROWE.**



**Scan-to:** Net, USB, Copy, E-Mail, Cloud



## FIRST CLASS ERGONOMICS. IN EVERY DETAIL.

ROWE sets the benchmark in ergonomics.  
Once again.

The monitor can be turned and swivelled

Perfect handling of  
keyboard and mouse

Document Return Guides



Scanning face-up

# MULTIFUNCTIONAL SOLUTIONS.

## THE FUTURE IS SAFE. ROWE Scan 450i MFP.

Extend your printer to a MFP solution without compromise. The ROWE Scan 450i MFP is compatible with all popular large format printers.



### THE OPTIMAL INVESTMENT


The ROWE Scan 450i has been developed for several printer generations with the interface SuperSpeed USB 3.0 as standard as well as being manufactured in especially high quality materials.

- 1 3 models**  
24", 36" and 44" scan widths
- 2 ROWE ScanManager**  
Intuitive and modular
- 3 Ergonomics made by ROWE**  
The ROWE Scan 450i also provides an optimal work surface for keyboard and mouse
- 4 Optical resolution scanner**  
2400 x 1200 dpi
- 5 Scanning without length limitation**

## IN THE SMALLEST SPACE.

Scanning, printing and copying

Total depth only 89 cm (35")!



# SUPERIOR SECURE INVESTMENT AND MODULARITY.

## ROWE ScanManager

**Copying, printing, e-mailing, editing, scanning and much more with the new multifunctional ROWE ScanManager.**

- The ROWE ScanManager is available in 5 versions which can be upgraded at any time: TWAIN, LT, SE, TOUCH and PRO
- ROWE CostControl Professional (ROWE ScanManager PRO required)

### Further Highlights

- Multitasking, Recopy
- Scan-to: Net, USB, Copy and E-Mail
- Multiprint, View
- ROWE ScanCloud 

## SECURE INVESTMENT

**Minimal operating costs and exceptional durability are especially important to us**

- **Especially high quality materials** and exceptional workmanship guarantee exceptional durability
- **Lowest scan glass wear – maximum protection for the documents:** With the new ROWE SAFE DRIVE the ROWE Scan 450i achieves up to 500% longer life-cycle of the scan glass compared to standard scanners.

100 %

Standard scanner with hardened scan glass

500 %

ROWE Scan 450i with hardened scan glass and ROWE SAFE DRIVE

## ENVIRONMENT

**Our technology „Made in Germany“ is subject to strict environmental regulations**

- **Whisper-quiet** means a pleasant working atmosphere
- **Energy Star** The ROWE Scan 450i exceeds the requirements of the Energy Star.
- **Quality seals and certificates** RoHS, CE, CCC, UL, cUL, CB, FCC Part 15 Class B, EAC, BSMI

Made in Germany.

ROWE ScanMatrix+



## MODULARITY The ROWE Scan 450i grows with your requirements



### Start-Configuration

- ROWE Scan 450i - 40
- incl. ScanManager TWAIN



### Scan speed

You want to increase the scan speed of your ROWE Scan 450i? No problem with the Upgrade Kit 450i - 60.



### Accessories

Accessories can be fully assembled on site.














### Fully equipped

- ROWE Scan 450i - 60
- Software: ROWE ScanManager PRO, ROWE CostControl Professional
- Document Return Guide
- Floorstand
- Touchscreen Holder
- 23" Touchscreen
- PC-Holder, PC, keyboard and mouse





# ACCESSORIES. ROWE Scan 450i.

ARTICLE		DESCRIPTION	ROWE Scan 450i	
ROWE Scan 450i Floorstand 24"		Floorstand 24": Height of the original feed table: 960 mm (37.8")	24"	o/+
ROWE Scan 450i Floorstand 36"		Floorstand 36": Height of the original feed table: 960 mm (37.8")	36"	o/+
ROWE Scan 450i Floorstand 44"		Floorstand 44": Height of the original feed table: 960 mm (37.8")	44"	o/+
ROWE Scan 450i PC-Holder for Floorstand 24", 36", 44"		PC-Holder for floorstand 24", 36", 44" for use with standard commercial PC casing	24" 36" 44"	o/+
ROWE Scan 450i Touchscreen Holder for Floorstand 24", 36", 44"		Support arm for touchscreen and other flatscreens for floorstand 24", 36", 44" with a screen size of 17" up to 23" (max. 10 kg/22 lbs) with VESA MISD75/100 holder.	24" 36" 44"	o/+
ROWE Scan 450i Document Return Guides		2 Return guides for easy document handling. Return guides are detachable.	24" 36" 44"	o/+
ROWE Scan MFP-Stand for ROWE Scan 450i 24", 36", 44"		For integration of the ROWE Scan 450i with an inkjet printer (current list of printers supported available on request). Height of the original feed table: 1200 mm - 1320 mm (47.2" - 52"). Including support arm for flatscreen 17" up to 23" (max. 10 kg/22 lbs) with VESA MISD75/100 holder.	24" 36" 44"	o/+
ROWE Scan PC-Holder for MFP-Stand		PC-Holder for MFP-Stand for use with standard commercial PC casing	24" 36" 44"	o/+
ROWE Scan 450i Touchscreen		17" - 23" flatscreen with DVI input and a resolution of 1280 x 1024 pixel	24" 36" 44"	o/+
ROWE Scan 450i Controller PC		Standard PC, current configuration on request	24" 36" 44"	o/+
ROWE Scan 450i Calibration Chart		Calibration chart 24"	24"	o/+
		Calibration chart 36"	36"	o/+
		Calibration chart 44"	44"	o/+

**KEY:** ✓ Standard equipment    o Additional equipment    o/+ Additional equipment, on-site upgrade possible    - Not available

# TECHNICAL DATA. ROWE Scan 450i.

FEATURES		DESCRIPTION	ROWE Scan 450i - 40	ROWE Scan 450i - 60
Scan width / Original thickness / Scan length				
Maximum scan width	24" (622 mm) / maximum original width 27.4" (696 mm) 36" (927 mm) / maximum original width 39.4" (1001 mm) 44" (1130 mm) / maximum original width 47.4" (1204 mm)		✓ ✓ ✓	✓ ✓ ✓
Maximum original thickness	Up to 2 mm (0.08") with flexible materials		✓	✓
Scan length	Not limited by the scanner		✓	✓
Scan quality				
Optical resolution	2400 x 1200 dpi		✓	✓
Maximum resolution	9600 x 9600 dpi		✓	✓
Scan accuracy	0.1% +/- 1 Pixel		✓	✓
Color depth	48-bit color 16-bit greyscale		✓ ✓	✓ ✓
Color space	Not only the standard sRGBcolor space but also user defined color spaces like Adobe RGB or Device RGB are supported		✓	✓
ROWE SELECTED TRUE LIGHT	Lighting of originals is exceptionally homogenous. Optimal alignment of the lighting angle to the reading unit.		✓	✓
ROWE DOUBLE ROW LENSE	Significantly higher light throughput		✓	✓
ROWE DYNAMIC STITCHING - RDS (patent)	Controls continuously the scanned document data of each sensor and sets them together in real time. Any deviations that may occur are corrected automatically.		✓	✓
ROWE PRO LOGIC	Scan once for optimal results. Automatic process for the filtering of dirt/background and the highlighting of image information, ideal for originals with poor contrast.		✓	✓
Ergonomics				
Automatic workflow (4 freely programmable Hot Keys on the control panel of the scanner)	All functions of the ROWE ScanManager can be stored. Retrievable with a click. The number of favourites (personalised settings, e.g. defined scan profiles) is not limited in the ROWE ScanManager. You can also protect the favourites with a password.		✓	✓
Simple replacement of scan glass	Removal of the scan glass is carried out without tools – simply, quickly and absolutely ergonomically!		✓	✓
ROWE SAFE DRIVE (patent)	- Up to 500 % longer life-cycle of the scan glass compared to standard scanners without ROWE SAFE DRIVE - Safe transport of fragile originals		✓	✓
Scanning face-up	Makes an ergonomic handling of the originals possible – you see what you scan.		✓	✓
Active output	Driven transport rollers at the rear guarantee safe output of the documents, no jam in the scanner also during operation without a stand or in connection with a scan table.		✓	✓
Productivity / Interface				
Color (24-bit RGB) and 8-bit indexed Color at 400 dpi (Turbo)*	Meters per minute / Inches per second		2.75 / 1.8	5.5 / 3.6
Black and white (1-bit) and greyscale (8-bit) at 400 dpi (Turbo)*	Meters per minute / Inches per second		17 / 11.15	17 / 11.15
DOCUMENT IMPROVEMENT SYSTEM - DIS	All changes can be done after scanning. No rescanning required. Any changes made will be immediately displayed in the viewer.		✓	✓
Automatic width recognition "On the fly" (patent)	The width of the original is precisely determined during the scanning process. No forward and backward movement for recognition of the document width.		✓	✓
Dynamic width recognition (patent)	Automatic and correct recognition of the document width, also when damaged, e.g. ripped corners		✓	✓

**KEY:** ✓ Standard equipment    o Additional equipment    o/+ Additional equipment, on-site upgrade possible    - Not available

\* The scan speed is dependent on the original width and the PC configuration.

No warm-up time	Immediately operational (also for color)	✓	✓
ROWE EFFICIENT SCANNING - RES (patent)	High performance real time width recognition and data transfer process	✓	✓
SuperSpeed USB 3.0 + RES	Data throughput up to 1000 % higher compared to HighSpeed USB 2.0	✓	✓
HighSpeed USB 2.0 + RES	Data throughput up to 200 % higher compared to HighSpeed USB 2.0	✓	✓
DIN A0/E-size, color (24-bit RGB), incl. automatic width recognition, SuperSpeed USB 3.0 with RES technology	Documents per hour,** at 300 x 300 dpi	113	215
DIN A0/E-size, black/white (1-bit) and greyscale (8-bit), incl. automatic width recognition, SuperSpeed USB 3.0 with RES technology	Documents per hour,** at 300 x 300 dpi Documents per hour,** at 600 x 600 dpi	427 189	427 189
Power connection	100 - 240 V 50/60 Hz	✓	✓
Power consumption	Operating/energy saving mode with programmable timer, exceeds the requirements of the Energy Star	< 19 W / < 0.4 W	< 19 W / < 0.4 W
Weight in kg/lbs	Scan width 24" Scan width 36" Scan width 44"	13.0/28 16.0/35 18.5/40	13.0/28 16.0/35 18.5/40
Dimension	Scan width 24" depth x width x height Scan width 36" depth x width x height Scan width 44" depth x width x height	332 x 896 x 126 mm/ 13.1" x 35.3" x 5" 332 x 1201 x 126 mm/ 13.1" x 47.3" x 5" 332 x 1404 x 126 mm/ 13.1" x 55.3" x 5"	332 x 896 x 126 mm/ 13.1" x 35.3" x 5" 332 x 1201 x 126 mm/ 13.1" x 47.3" x 5" 332 x 1404 x 126 mm/ 13.1" x 55.3" x 5"
Quality seals / certificates	RoHS, ENERGY STAR, CE, CCC, UL, cUL, CB, FCC Part 15 Class B, EAC, BSMI	✓	✓

Made in Germany.

ROWE ScanMatrix+



With each ROWE SCAN 450i, you will receive a free 30-days trial version of the ROWE Scan Manager: LT, SE, TOUCH and PRO.

FEATURES	DESCRIPTION	ROWE Scan 450i - 40	ROWE Scan 450i - 60
Applications (ROWE ScanManager LT or higher required)	The ROWE ScanManager creates industry standard raster file formats that can be used in any CAD or GIS application, e. g. AutoCAD™, SolidWorks™, Microstation™, ArcGIS™ and all image editing applications, e.g. Photoshop™, CorelDraw™.	✓	✓
Fileformats (ROWE ScanManager LT or higher required)	TIFF (UNCOMPRESSED, JPEG, G3, G4, PACKBITS, LZW), MULTIPAGE-TIFF, JPEG, PDF, PDF/A, MULTIPAGE-PDF, MULTIPAGE-PDF/A, BMP, JPEG 2000, CALS, PNG, DWF	✓	✓
ROWE ScanManager TWAIN	Twain + Edit (Scope of supply includes scanning in all applications with Twain support, basic kit image processing, 2 viewers with overview and main viewer, ICC color management and much more)	✓	✓
ROWE ScanManager LT	Twain + Edit + Scan (Scope of supply includes ROWE ScanManager TWAIN and in addition Scan-to-Net, Scan-to-USB, Scan-to-E-Mail, Scan-to-Cloud and much more)	o / +	o / +
ROWE ScanManager SE	Twain + Edit + Scan + Copy (Scope of supply includes ROWE ScanManager TWAIN, LT and in addition Scan-to-Copy, Multiprint, Multitasking, Recopy, Closed-Loop color calibration, a printer driver for both inkjet printer and ROWE printer and much more)	o / +	o / +
ROWE ScanManager TOUCH	Twain + Edit + Scan + Copy (Scope of supply includes ROWE ScanManager TWAIN, LT with main viewer, operator surface optimal for touchscreen-operation and in addition Scan-to-Copy, Multiprint, Multitasking, Recopy, Closed-Loop color calibration, a printer driver for both inkjet printer and ROWE printer and much more.)	o / +	o / +
ROWE ScanManager PRO	Twain + Edit (Extended) + Scan + Copy + CostControl + PrintMaster PRO (Scope of supply includes ROWE ScanManager TWAIN, LT, SE and in addition extended image processing, cost management, PrintMaster PRO and much more)	o / +	o / +
ROWE CostControl Professional	Extended cost management, ROWE ScanManager PRO required	o / +	o / +
Operating system supported	Windows 10, Windows 8.1, Windows 8, Windows 7, Windows Vista, Windows XP SP3, 32-bit and 64-bit	✓	✓
Cloud enabled 	With ROWE ScanCloud data can be immediately transferred to any cloud application, e.g. Microsoft Skydrive™, One Drive™, Google Drive™, Dropbox™ or Apple iCloud™.	✓	✓


\*\* The number of scanned documents per hour was achieved with ROWE Scan 450i and the following PC configuration: ROWE ScanManager LT, PC with Intel Quad-Core Processor, 3 GB Ram, Sata solid state disc with 7.200 RPM, SuperSpeed USB 3.0 + RES, Windows 8, 64-bit, in high performance batch scan mode, including document feed-in and output. Only complete scans are counted.

\*\*\* The required PC minimum configuration is available on request.



# WIDE FORMAT: ROWE.

ROWE is the specialist for wide format from Germany, represented in 90 countries. Perfectly coordinated systems for scanning, printing and finishing as well as comprehensive software solutions for professional document workflow are developed and manufactured by ROWE. ROWE has the leading edge worldwide as the specialist and technological leader.



ROTH + WEBER GmbH . Phone: +49 2743 9217-0  
57520 Niederdreisbach . Fax: +49 2743 2018  
GERMANY

[www.rowe.one](http://www.rowe.one)



Made in Germany. **ROWE ScanMatrix<sup>+</sup>**

